


Consolidated statement of financial position

	Notes	At 31 March	
		2012 Shs'000	2011 Shs'000
Capital and reserves attributable to the Company's equity holders			
Share capital	13	2,000,000	2,000,000
Share premium	13	1,850,000	1,850,000
Retained earnings		59,940,584	56,002,747
Proposed dividend	14	8,800,000	8,000,000
Attributable to owners of the Company		72,590,584	67,852,747
Non controlling interest		(508,886)	(398,656)
Total equity		72,081,698	67,454,091
Non-current liabilities			
Borrowings	15	12,104,554	12,104,932
Payables and accrued expenses	25	97,525	178,013
Total non-current liabilities		12,202,079	12,282,945
Total equity and non-current liabilities		84,283,777	79,737,036
Non-current assets			
Property, plant and equipment	17 (a)	91,659,218	83,022,590
Intangible assets – Licences	18 (a)	2,094,951	2,722,706
Intangible assets – Goodwill	18 (a)	219,151	219,151
Investment in associate	19 (b)	9,678	8,873
Indefeasible rights of use	20	4,240,400	3,756,343
Deferred income tax asset	16 (a)	2,480,063	2,421,142
Prepaid operating lease rentals	30	2,021	2,661
		100,705,482	92,153,466
Current assets			
Inventories	21	2,653,125	5,880,837
Receivables and prepayments	22	8,190,298	9,440,461
Derivative financial instruments	23	-	111,382
Current income tax		1,542,714	1,009,581
Cash and cash equivalents	24	8,808,058	5,259,035
		21,194,195	21,701,296
Current liabilities			
Payables and accrued expenses	25	30,463,358	31,101,667
Derivative financial instruments	23	147,000	-
Borrowings	15	7,005,542	3,016,059
		37,615,900	34,117,726
Net current liabilities		(16,421,705)	(12,416,430)
		84,283,777	79,737,036


Director



Director


The financial statements on pages 45 to 93 were approved for issue by the Board of Directors on 9 May 2012 and signed on its behalf by:



Company statement of financial position

	Notes	At 31 March	
		2012 Shs'000	2011 Shs'000
Equity			
Share capital	13	2,000,000	2,000,000
Share premium	13	1,850,000	1,850,000
Retained earnings		60,533,565	56,460,083
Proposed dividend	14	8,800,000	8,000,000
Total equity		73,183,565	68,310,083
Non-current liabilities			
Borrowings	15	12,000,000	12,000,000
Payables and accrued expenses	25	97,525	178,013
Total non-current liabilities		12,097,525	12,178,013
Total equity and non-current liabilities		85,281,090	80,488,096
Non-current assets			
Property, plant and equipment	17(b)	91,534,227	82,875,969
Intangible assets – Licences	18(b)	2,081,078	1,878,297
Investment in subsidiaries	19(a)	189,511	1,017,070
Investment in associate	19(b)	9,678	8,873
Indefeasible rights of use	20	4,240,400	3,756,343
Receivables and prepayments	22	898,482	850,000
Deferred income tax	16(b)	2,467,023	2,408,102
Prepaid operating lease rentals	30	2,021	2,661
		101,422,420	92,797,315
Current assets			
Inventories	21	2,653,125	5,880,837
Receivables and prepayments	22	8,167,706	8,614,079
Derivative financial instruments	23	-	111,382
Current income tax		1,542,150	1,008,841
Cash and cash equivalents	24	8,790,444	5,222,344
		21,153,425	20,837,483
Current liabilities			
Payables and accrued expenses	25	30,142,213	30,130,643
Derivative financial instruments	23	147,000	-
Borrowings	15	7,005,542	3,016,059
		37,294,755	33,146,702
Net current liabilities		(16,141,330)	(12,309,219)
		85,281,090	80,488,096


Director


Director

The financial statements on pages 45 to 93 were approved for issue by the Board of Directors on 9 May 2012 and signed on its behalf by:

